

Bronxville Montessori School Spring Newsletter

March 2021 - June 2022



“The child who has felt a strong love for his surroundings and for all living creatures, who has discovered joy and enthusiasm in work, gives us reason to hope that humanity can develop in a new direction.” ~Maria Montessori

It's almost spring and spring ushers in the newness of life, new thoughts, ideas and experiences. The early spring flowers begin to break through the cold winter ground. Buds begin to appear on the trees. Birds begin to chirp in the morning hours and if you look closely, you may see some baby birds in newly formed nests. As Montessori educators, we begin to see the newness of our classroom environments through the eyes of our children redeveloping a strong love for the prepared environment we have created.

The children are now 6 months into the academic year and are making wonderful discoveries and connections as they utilize the materials. Many are now experiencing that “ah ha” moment as he/she understands, for example, what a geometric solid is. One of the transitional toddlers asked Ms. Joyce, once he understood that one of the geometric solids is a “cube,” “Can I take the cube home?” I am sure Ms. Joyce began to see the cube in a different light and her thinking cap went on her head to find ways to help this enthusiastic little boy take a “cube” home. It's the

way the child sees the environment now versus when he/she first entered the classroom that, as Montessori asserted, creates the “**joy and enthusiasm [he/she has in the] work.**”


Today I would like to task each of you, as spring begins to make its appearance, start seeing your environment with “new” and fresh eyes, the eyes of your child, and you will be surprised by all the information absorbed and the connections he/she has made these past 6-months.

Toileting: A Parent's Nightmare or A Child's Accomplishment ?



In the picture, we see a cute little girl wanting to toilet train her bear (how interesting). Let's visit the question, Is toileting a parent's nightmare or a child's accomplishment?

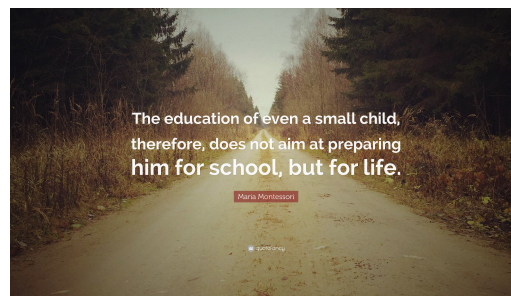
One statement I hear all the time is “my child is not showing any interest.” Before we begin, please ask yourself this question, “Did I start too late with the toileting process?” The young child, around the age of 12 - 13 months, begins to show an interest in the toilet (beginning of the sensitive period for toileting). I am sure you have observed your child wanting to play with the water in the toilet. Well, that is his/her way of showing interest. I would like to share a few toileting ideas with you that I hope will help make this process easier and drive you to being, if you haven't already, ready for both you and your child.



-
1. **Things to observe:** Your child wants to reach in the toilet and play with the water. Next, they follow you (which means he/she can walk) to the bathroom each time you go. They begin to pull off the diaper (showing you that they are not comfortable in it). They **really** cry when they are wet or soiled. Your child may say, “pee-pee or poo-poo” and point to their diaper. When you see any of these signs it’s time to set the stage for the toileting process.
 2. **How to prepare:** Purchase a toddler toilet and set it up in the bathroom. Believe it or not, between 13 and 15 months your child is able to sit on “their personal toilet.” Today you can purchase all types of potty training toilets, one that has a toilet paper holder, plays music when they “tinkle” or looks realistic (like the one mommy and daddy sits on but just their size). I have always said, sit your child on the potty seat/chair, give him/her their favorite book to “read” and they will sit and relax.
 3. **Being Committed:** Yes, you, the parent, must **first** be committed to the process. You cannot create a bathroom routine and not stick to it. It takes time, commitment, perseverance and patience. But most importantly you must start the process! The best times to take your child to the bathroom are when they first wake up, before/after meals, before and after nap times. This allows your child to develop an internal clock based on the routine in place. There may be times you feel your child is regressing, step back, take a deep breath and start all over again right away. “Patience is a virtue.”
 4. **Reward system:** In Montessori, we do not give rewards. Why, because the expectation will be that if they go to the bathroom and use the potty they will get something. What we do is speak or praise their accomplishment. Allow your child to feel good about what he/she did and become independent...that is the goal. I can hear someone saying, “what if they have an accident?” Well, do not say you had an accident, just say you are wet. This way your child understands the difference between being wet and dry.
 5. **Independence:** Toileting requires a lot of independence including, pulling down pants and underwear. During the toileting process show your child how to remove the diaper or pull down the pullup and pants. To make it easier for your child please put on pants with elastic waistbands, no snaps or buttons. During this stage of independence, it is important to help your child know how to wipe or clean his/her bottom.

Now, let’s address the preschool aged child. Clearly the sensitive period for toileting has been missed and now you are dealing with the battle of “wills.” Purchase a potty seat cover (they can choose their favorite character), to put on the “big toilet”. A step stool will be necessary for your child to step up to the toilet. Also, purchase a foldable potty seat or disposable toilet seat

covers for when you are on the road (**consistency is important**). Reread step #3 and become committed to the task and you **must** remove the diapers or pull ups. Your child will not have the sensation of being wet because those items are made to be exceptionally absorbent and/or they have become comfortable sitting in the wetness or poop. Purchase training underwear which are cotton and absorbent to wear and do not get frustrated or give in because you may have to deal with numerous “accidents.” The goal is to have him/her successfully use the toilet. With this being said, no child in the 3-6 classroom should be coming with bags of pull ups...so please work hard on this process and help him/her become the most successful preschooler ever!



Montessori Preschool Programs Develop Successful Life Habits ~ Aneela Persaud

As an adult, we all have obligations that require us to be prepared in order to start on time.

Whether it is for work or an appointment, we all make commitments that require us to be somewhere at a specific time - ready to participate. At the very least, our timeliness is a direct reflection of the respect that we have for those to whom we have made the commitment.

Therefore, it is very important to teach our children at a young age the importance of punctuality. Within a Montessori environment, being on time is a critical component to providing children with the best opportunity for success.

Morning Work Period: In a traditional Montessori environment, the preschool classes aim for a 2 1/2 - 3 hour work-cycle. During this time, the children have the freedom to develop their


concentration, play with friends, and work with the didactic Montessori materials. Consistency and timeliness are crucial, especially for this age group. The children know when to expect their friends, and the teachers can plan their small group lessons with confidence that they will have full participation without the distraction and interruption of a tardy child. The morning work period begins the moment each child walks into class, which is why it is important for the children to be present during the designated arrival time (8:00-8:10) with the exception of occasional circumstances. Having a full class of students when the work period begins helps the community by maintaining consistency, our student-teacher ratio, and establishing a routine.

Parent/Teacher Conferences

It's that time again to speak with your child's teacher about his/her progress over the past 6 months. To make this time well-spent with your teacher, please come prepared with specific questions such as:

1. How is my child socially?
2. What do you see are my child's strengths and weaknesses?
3. Can my child focus on a task and complete it?
4. How can I help you aid in the progress of my child?

I know you will have a very exciting and productive conference with your teacher!





School Picture Day

On Wednesday, March 16th is school picture day at BMS. I can feel the excitement in the air and can't wait to see the cute little outfits worn by our children. All children get to participate in this event. A separate email will be sent out with instructions and time schedule for each class, so please check your email next week.

RE-ENROLLMENT FOR 22/23

The re-enrollment process has been in effect since November of 2021. We are presently in the open enrollment process. As a courtesy, we hold spaces for our present students but now it is time to release the slots. If you are re-enrolling your child, a deposit and the 22/23 enrollment form are due immediately. If you have sent the form without the deposit, please send a deposit to secure your child's place. Thank you :)



Summer 2022

It may still be winter but it is time to talk about summer '22. This year's theme is **At The Zoo!** No, we are not taking a physical trip to the zoo, but we will recreate the ultimate zoo experience for our children. What child does not enjoy learning about zoo animals. The children will explore animal life at the zoo through stories, art and every creative way possible via the skills of our Montessori teachers. Our 7-week flexible summer program, which begins June 13th and ends July 29th includes, gardening, waterplay, music and movement with Ms. Adrienne, Karate (for the 3 to 6 classes) with Sensei Richardson, outdoor activities and play while utilizing the Montessori method. Register now before your child's class is full. Forms can be found on our website www.bronxvillemontessori.com under the programs tab (summer). We can't wait to have summer fun with your child. ***P.S.: Feel free to share with friends, all are welcome!**



Spoiler Alert Revealed

In our winter edition I created a spoiler alert and now for the unveiling...We wanted to do something special for you as you were so cooperative and helped us navigate through this Covid life. We wanted to do something that would allow you to have some fun with your child on the campus. So please mark your calendars: Thursday, June 2nd the school is hosting a Fun Day featuring the Bubble Bus! You and your child will enjoy running through, as my friend Frankie would say, "a ga-ba-zillion" of bubbles!!! Please block your morning for this fun day, a schedule for each class will be provided with Covid friendly protocols closer to the date.

Dates to remember:

March 13th	Daylight Saving Time
March 14th - 18th	Virtual or Phone Parent/teacher conference
March 16th	Picture Day
April 11th - 12th	School is in session
April 13th - 15th , 18th	Spring Recess (closed)
April 28th	Staff Development Day (closed)
May 27th & 30th	Observance of Memorial Day (closed)
June 6th	Last official day of school
June 13th	Summer session begins